




Spec Guide

BoxRail® | Ceiling Cable | 107

Direct or indirect lighting for open office and ambient applications.



BoxRail: direct or indirect, infinite rotation

Benefits & Features

Minimal Profile, Robust Design

Square profile, 1.14" (29mm) x 1.14" (29mm).

Superior Light Quality & Performance

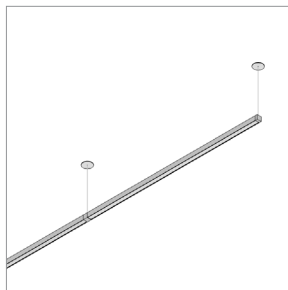
Output up to 1484 lm/ft (4869 lm/m) (HO), 131 lm/W (SO). 80 or 90 CRI & tunable white (2200K-5000K) available.

Adaptive Power


Full range dimming power for all protocols. Integral or remote power available.

Better Optics & Beam Control Options

Batwing, FlyWing, MicroBaffle, diffuse lens and narrow optics available. Directional control with infinite rotation, angle gauge and lock.



Large Round Canopy,
Remote Power



Integral Power

Build Your Specification

107-BX	01			CC	»
--------	----	--	--	----	---

System & Rail Type	Single/Double Rail	System Length	Rail Length	Mounting	Cable Length
107-BX BoxRail	01 Single Rail	Specify overall system length in ft/in or M/mm. <i>Corner and Shapes Available</i> See Guide for details	24 24" (610mm) 36 36" (914mm) 48 48" (1219mm) 60 60" (1524mm) 72 72" (1829mm) ZZ Other rail length or layout (please specify)	CC Ceiling Cable	<i>Field adjustable.</i> 48 48" cable (1219mm) 96 96" cable (2438mm) ZZ Other (please specify)

See [Rail Length Chart](#) for more details

»				0	»
---	--	--	--	---	---

Power Location	Power Type*	Voltage	Emergency Power
Integral Power	Flexible 1 to 1 Power	1 120v 2 120v-277v X Not Yet Specified	0 No Emergency Power ZZ Emergency Power <i>(specify requirements)</i>
IP Integral Power	AE eldoLED 0-10v, 1.0% Dimming AT eldoLED 0-10v, 0.1% Dimming AD eldoLED DALI, 0.1% Dimming AX eldoLED DMX, 100-0% Dimming AH Hi-lume 1% EcoSystem, Soft On / Fade to Black Technology, LDE1 AH2 Hi-lume 1% 2-wire LTEA2W (120V forward phase only)		
Remote Power	Optimized Power		
Small Round Canopy	AEO eldoLED 0-10v, 1.0% Dimming ATO eldoLED 0-10v, 0.1% Dimming ADO eldoLED DALI, 0.1% Dimming AXO eldoLED DMX, 100-0% dimming ZZ Other (please specify)		
2R25 25' (7.62m) Wire Harness			
2R50 50' (15.24m) Wire Harness			
2R75 75' (22.86m) Wire Harness			
2R100 100' (30.48m) Wire Harness			
Large Round Canopy			
4R25 25' (7.62m) Wire Harness			
4R50 50' (15.24m) Wire Harness			
4R75 75' (22.86m) Wire Harness			
4R100 100' (30.48m) Wire Harness			

*See [Power Guide](#) for driver features & limitations.

»	Z			0	»
---	---	--	--	---	---

LED Type	Lumen Output*	Color Temperature	Optics	Sensors
Z Zipper Board™	LO Low Output SO Standard Output HO High Output ZZ Other (please specify) <i>See IES Files page for details.</i> <i>*See Power Guide for driver features & limitations.</i>	80+ CRI 27 2700K 30 3000K 35 3500K 40 4000K 90+ CRI 279 2700K 309 3000K 359 3500K 409 4000K ZZ Tunable White Available See Guide for details	Zipper Board (Z) 1 Diffuse WB White Baffle BB Black Baffle G1 120° Batwing G2 120° FlyWing S1 40° Symmetric S2 60° Symmetric A1 85° Asymmetric	0 None ZZ Sensor <i>(specify requirements)</i>

»	
---	--

Finish	Options
AL Clear Anodized	0 None
WH White Painted	9 9' 18/3 Cord and Plug ¹
BL Black Anodized	
ZZ Other (please specify)	

NOTES & LIMITATIONS

¹ 9' 18/3 Cord and Plug only available with Remote Power (RP)

5 Year Limited Warranty. See full Vode warranty description [here](#) or at [vode.com](#).

Listed to UL standards for damp location by a Nationally Recognized Testing Laboratory (NRTL) recognized by OSHA.




Applications


General Interior, Open Office



Microsoft's Mid-Market Offices, San Francisco, CA



Rapt Studio, San Francisco, CA





Libbie Mill Library, Richmond, VA

Applications

General Interior, Open Office



Sheppard Mullin, San Francisco, CA



Harold C. Smith Learning Commons, Springfield, MA

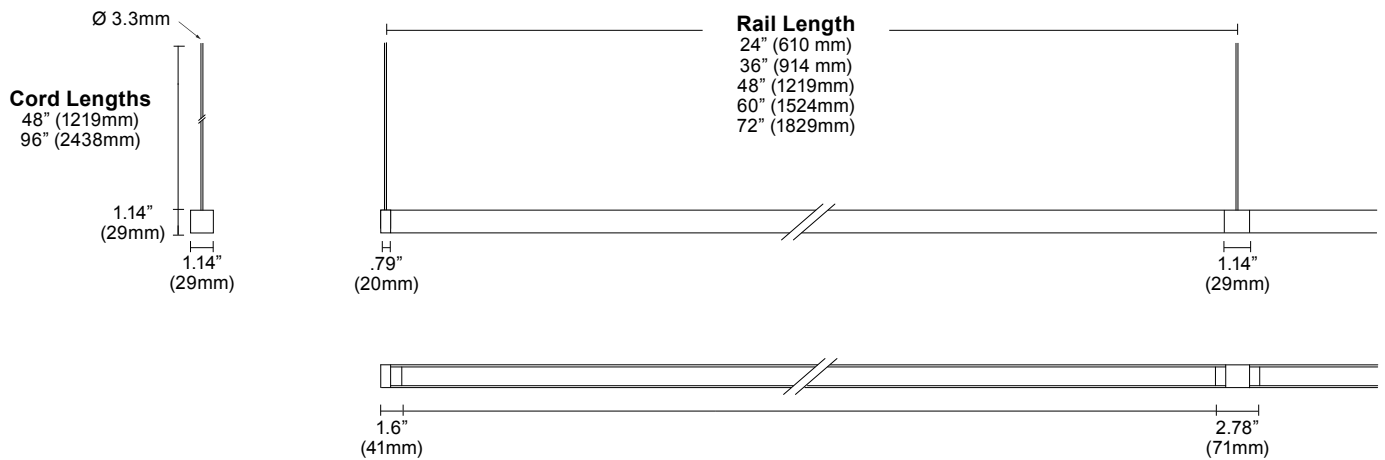
Structure

Rail Lengths	24" (610mm), 36" (914mm), 48" (1219mm), 60" (1524mm), 72" (1829mm)
Rail Dimensions	1.14" (29mm) x 1.14" (29mm)
Construction	Extruded and machined 6063 aluminum
Mounting	Ceiling mount to jbox or driver housing
Cable Length	48" (1220mm) and 96" (2438mm) available. Field adjustable. Non-standard cable lengths available.
System Run Length	24" (610mm) minimum. Unlimited maximum length.
Operating Temperature	32°F to 104°F (0°C to 40°C)
Humidity	0-85%, non-condensing
System Weight	0.99 lbs per ft (0.45kg per 305mm) <i>Power supply and housing not included.</i>

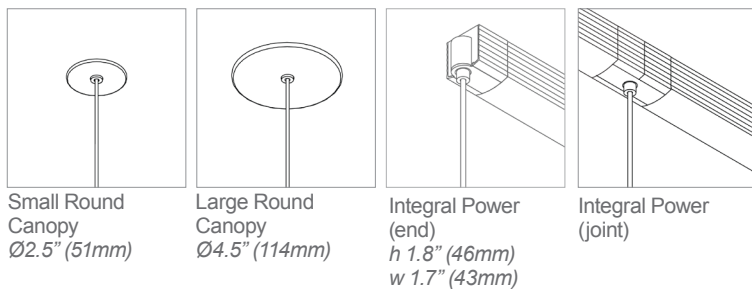
Materials

LED Board Construction	Aluminum core PCB, black LCP connectors, RoHS compliant
Lens	High-impact extruded acrylic glass (PMMA)
Baffle	6063 aluminum, RoHS compliant painted finish
Suspension Cable	Ø3.3mm, 22/2 AWG, PVC or TPE and RoHS compliant (<i>PVC free in 2020</i>)
Power Cable	Ø4mm, 18/2 AWG, Plenum (CMP) rated semi-rigid PVC or FEP, flame tested UL-910 (<i>PVC free in 2020</i>)
Cable Connectors	Unfilled black nylon, rated UL 94 V-0, halogen free, PVC or FEP overmold, RoHS compliant (<i>PVC free in 2020</i>)
Remote Linear Power Housing (RLP)	20.7" x 2.375" x 2.53", 0.054" formed Galvanized Steel
Remote Brick Power Housing (RBP)	4.32" x 3.37" x .078" Galvanized Steel mounting plate

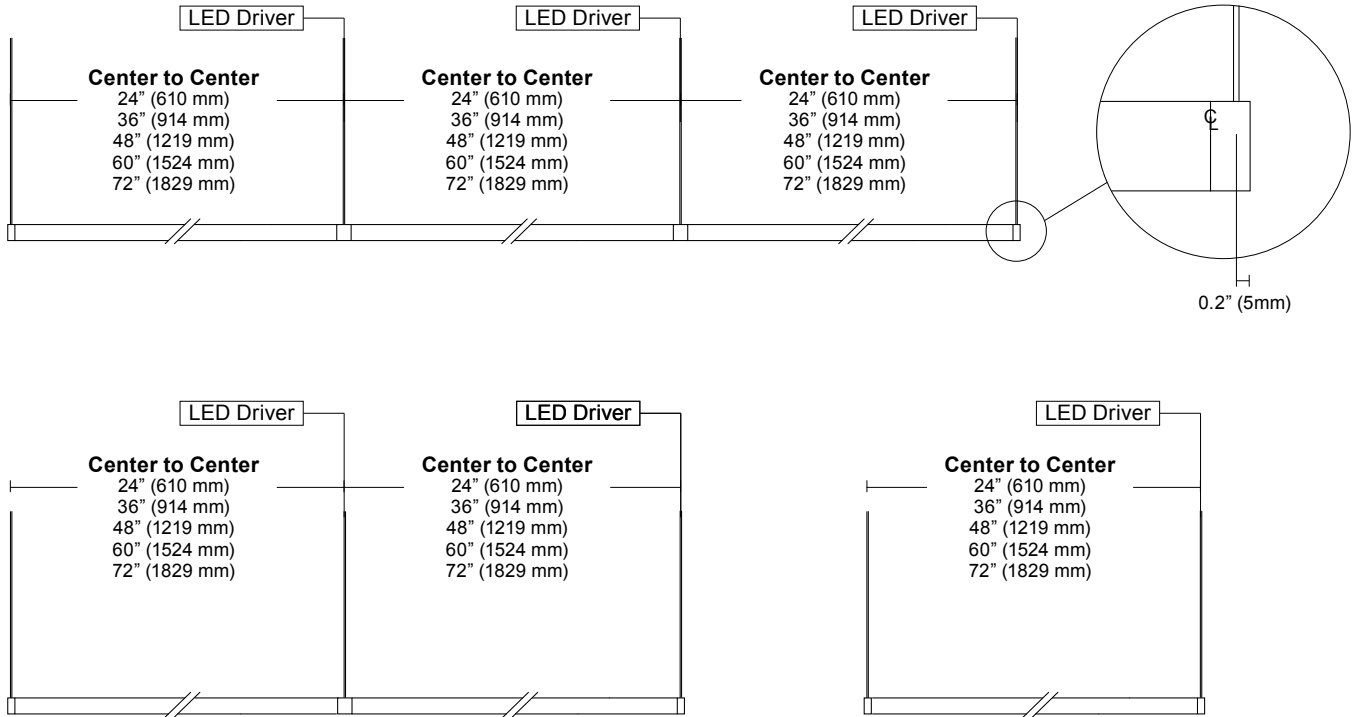
Dimensions



Mounting Options



Layout



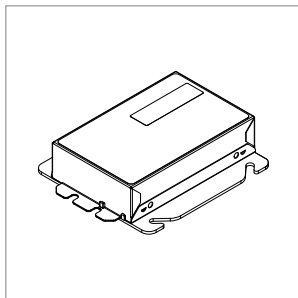
Corner and Shapes Available (Square, Rectangle, L-Shape, U-Shape, ZigZag)

Power and Controls

Power Type	Class 2 (<60v output) constant current driver
Dimming Controls	Dimming (0.1%, 1%), 0-10v, DALI, DMX, Lutron Hi-lume 1% are available. See Power Guide for details.
Input Voltage	120v - 277v, 50/60hz
Power Location	Integral or remote power. Maximum remote distance up to 100' (30.5m) depending on driver selection. See Power Guide for details.

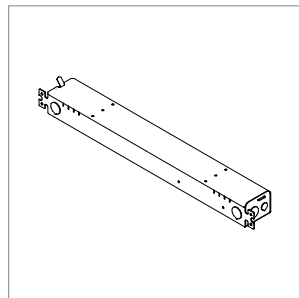
Vode power locations fall into two categories: integral and remote. Remote power is locating the power supply away from the fixture. Remote power comes in two housing styles: brick style and linear style. Consult [Power Guide](#) to determine which type you will receive. Integral power is locating the power supply into the lighting fixture or mounting.

Remote Brick Power Housing



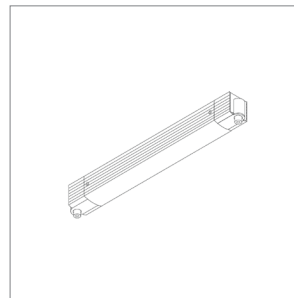
Supplied for some remote power applications. One remote power supply housing is supplied for each rail. Provided driver mounting plate fits standard 4" metal, square J-Boxes with a minimum volume of 21 in³ (J-Box not provided). See [Tech Sheet](#) for details.

Remote Linear Power Housing



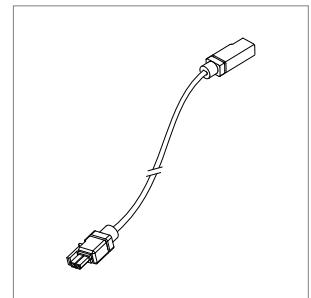
One remote power supply housing is supplied with each power supply. All Vode linear remote drivers come in a 0.054" (0.8mm) formed galvanized steel power supply housing with five (5) knockouts: (4) 1-1/8", (1) 7/8" and (1) 9/16". Accommodates standard linear power supplies. See [Tech Sheet](#) for details.

Integral Power



Houses integral power supply. Direct conduit feed is recommended, but integral power supply housing will mount to any standard North America 4" j-box. Blocking is recommended at all arm junctions. See [Tech Sheet](#) for details.

Wire Harness

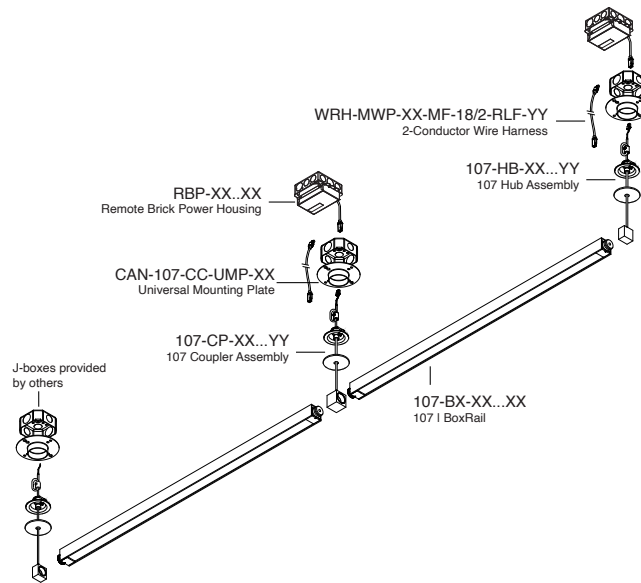


Wire harness connects driver to rail. Wire harness is 25' (7.6m) with micro fit molex connectors for quick and easy installation. Multiple harnesses can be combined for a total length of up to 100' (30.5m). See [Tech Sheet](#) for details.

Power and Controls

Flexible 1 to 1 power

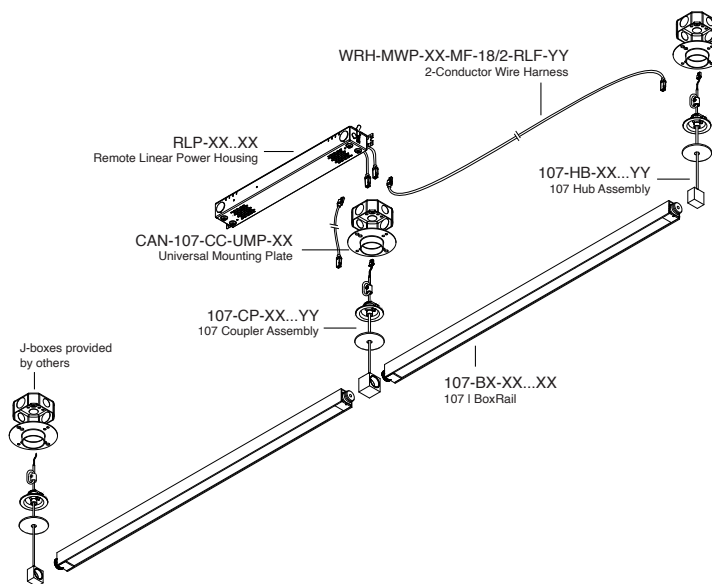
For Flexible 1 to 1 Power, Vode supplies one single output driver per fixture, allowing each fixture to be controlled independently. Direct/Indirect fixtures are supplied with two single output drivers, allowing the direct and indirect lighting to be controlled independently. Consult [Power Guide](#) to determine which type you will receive.



Optimized Power

To optimize power, Vode configures specifications with drivers that have 2 or 4 outputs. Depending on system configurations and power requirements, up to 4 fixtures can be powered from a 4-output driver. Consult [Power Guide](#) to determine which type you will receive.

IMPORTANT: Each fixture will still require individual wire harnesses, as shown below.

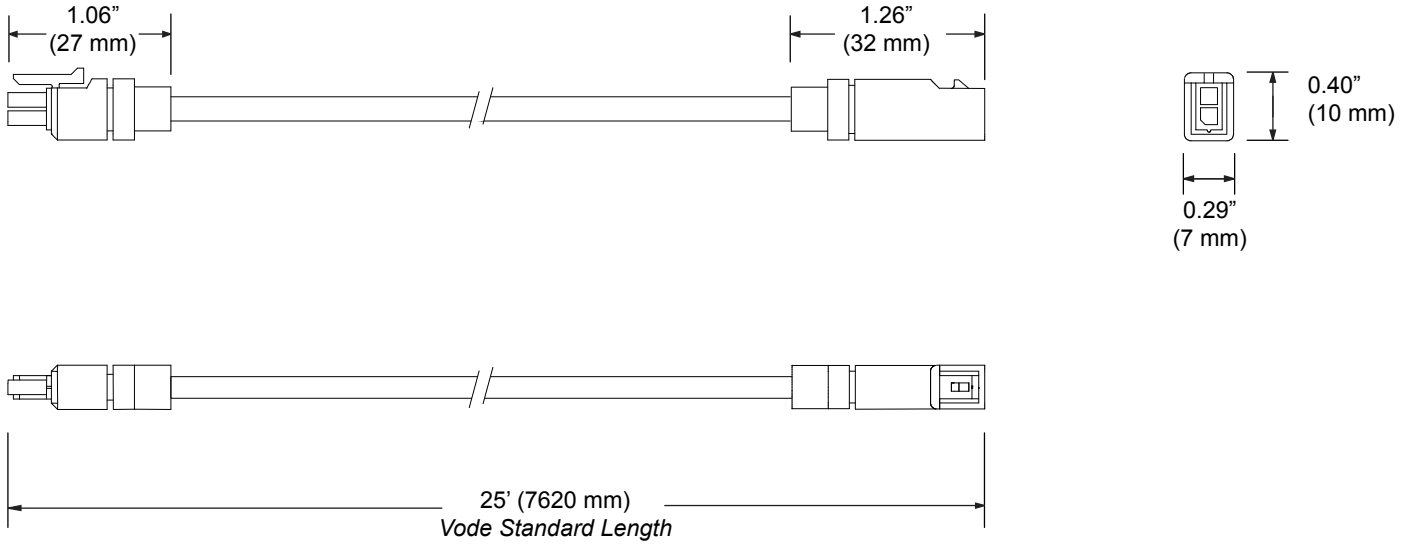


Note: Drawings not to scale, for reference only.

Power and Controls

Wire Harness

Low voltage wire harness connects driver to rail. Wire harness is 25' (7.6m) 18/2 AWG stranded wire with provided micro fit molex connectors on either end for quick and easy installation. Multiple harnesses can be combined for a total length of up to 100' (30.5m). Refer to Vode Power Guide for max remote distance based on power selection. Consult [Power Guide](#) to determine which type you will receive.



Note: Drawings not to scale, for reference only.

Finish

Clear Anodized Finish



Clear Anodized Rail, White Canopy/Clear Anodized Integral Power, Clear Cable

White Painted Finish



White Rail, White Canopy/Integral Power, White Cable

Black Anodized Finish

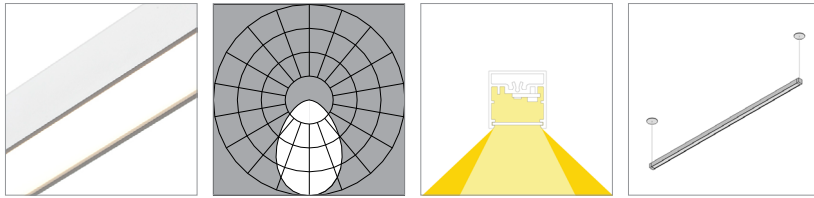


Black Rail, Black Canopy/Integral Power, Black Cable

Performance | Zipper LED

Zipper Board has 72 diodes per foot (305mm). Testing based on a 4' rail section. Lumen measurement complies with IES-LM-79-08 testing procedures.

Diffuse (1)



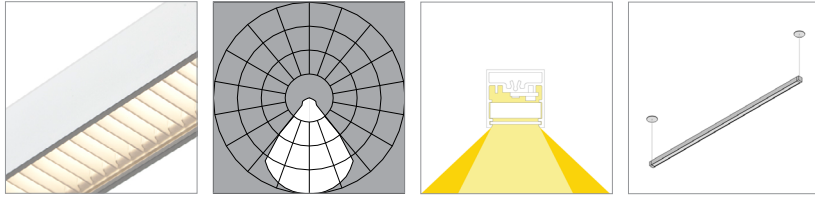
L80 >60,000 hours

	80 CRI (80min., 84 avg.)				90 CRI (90min., 96 avg.)			
	2700K	3000K	3500K	4000K	2700K	3000K	3500K	4000K
Low Output (LO)								
Efficacy - Lumens per Watt	76	79	79	79	66	68	69	71
Lumens per foot (305mm)	283	292	295	305	244	252	257	262
Watts per foot (305mm)	3.8	3.8	3.8	3.8	3.8	3.8	3.8	3.8
Standard Output (SO)								
Efficacy - Lumens per Watt	94	97	98	98	82	84	86	88
Lumens per foot (305mm)	566	584	589	589	489	504	515	525
Watts per foot (305mm)	6.1	6.1	6.1	6.1	6.1	6.1	6.1	6.1
High Output (HO)								
Efficacy - Lumens per Watt	88	91	92	92	76	78	80	82
Lumens per foot (305mm)	1075	1109	1120	1120	929	958	978	997
Watts per foot (305mm)	12.4	12.4	12.4	12.4	12.4	12.4	12.4	12.4

Performance | Zipper LED

Zipper Board has 72 diodes per foot (305mm). Testing based on a 4' rail section. Lumen measurement complies with IES-LM-79-08 testing procedures.

White Baffle (WB)



L80 >60,000 hours

	2700K	80 CRI (80min., 84 avg.)				90 CRI (90min., 96 avg.)			
		3000K	3500K	4000K	2700K	3000K	3500K	4000K	
Low Output (LO)									
Efficacy - Lumens per Watt	52	54	54	55	44	47	47	48	
Lumens per foot (305mm)	191	201	201	205	164	173	173	177	
Watts per foot (305mm)	3.8	3.8	3.8	3.8	3.8	3.8	3.8	3.8	

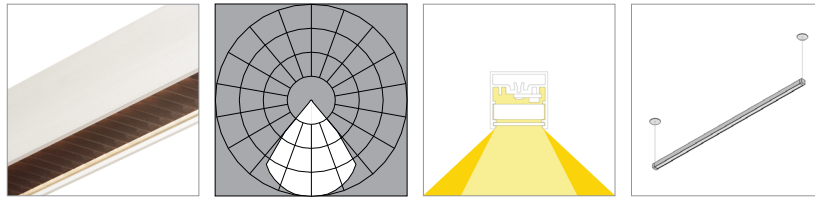
Standard Output (SO)

Efficacy - Lumens per Watt	64	66	67	67	55	57	58	59
Lumens per foot (305mm)	381	393	401	401	329	339	346	353
Watts per foot (305mm)	6.1	6.1	6.1	6.1	6.1	6.1	6.1	6.1

High Output (HO)

Efficacy - Lumens per Watt	59	61	62	64	51	53	54	55
Lumens per foot (305mm)	725	748	763	778	625	644	658	671
Watts per foot (305mm)	12.4	12.4	12.4	12.4	12.4	12.4	12.4	12.4

Black Baffle (BB)



L80 >60,000 hours

	2700K	80 CRI (80min., 84 avg.)				90 CRI (90min., 96 avg.)			
		3000K	3500K	4000K	2700K	3000K	3500K	4000K	
Low Output (LO)									
Efficacy - Lumens per Watt	28	30	30	31	25	26	26	26	
Lumens per foot (305mm)	105	110	110	112	90	95	95	97	
Watts per foot (305mm)	3.8	3.8	3.8	3.8	3.8	3.8	3.8	3.8	

Standard Output (SO)

Efficacy - Lumens per Watt	35	36	37	38	30	31	32	33
Lumens per foot (305mm)	209	216	220	225	180	186	190	194
Watts per foot (305mm)	6.1	6.1	6.1	6.1	6.1	6.1	6.1	6.1

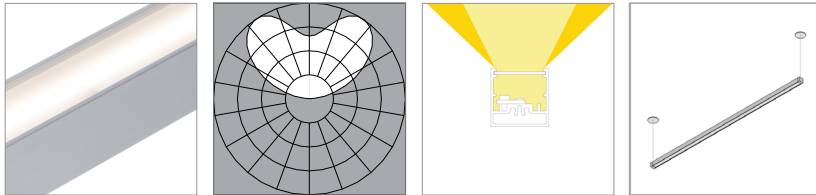
High Output (HO)

Efficacy - Lumens per Watt	33	34	35	35	28	29	30	30
Lumens per foot (305mm)	397	410	418	427	343	353	361	368
Watts per foot (305mm)	12.4	12.4	12.4	12.4	12.4	12.4	12.4	12.4

Performance | Zipper LED Continued

Zipper Board has 72 diodes per foot (305mm). Testing based on a 4' rail section. Lumen measurement complies with IES-LM-79-08 testing procedures.

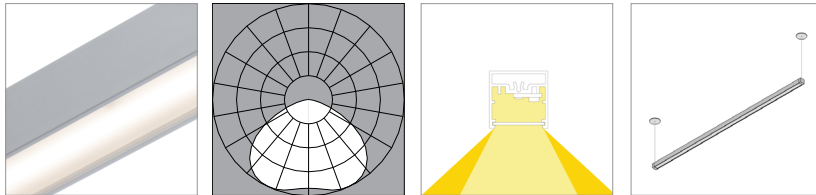
120° Batwing (G1)



L80 >60,000 hours

	80 CRI (80min., 84 avg.)				90 CRI (90min., 96 avg.)			
	2700K	3000K	3500K	4000K	2700K	3000K	3500K	4000K
Low Output (LO)								
Efficacy - Lumens per Watt	98	101	103	105	84	87	89	91
Lumens per foot (305mm)	364	375	383	391	314	323	330	337
Watts per foot (305mm)	3.8	3.8	3.8	3.8	3.8	3.8	3.8	3.8
Standard Output (SO)								
Efficacy - Lumens per Watt	122	126	128	131	105	109	111	113
Lumens per foot (305mm)	727	750	766	781	627	647	660	673
Watts per foot (305mm)	6.1	6.1	6.1	6.1	6.1	6.1	6.1	6.1
High Output (HO)								
Efficacy - Lumens per Watt	113	116	119	121	97	100	102	104
Lumens per foot (305mm)	1382	1426	1455	1484	1192	1229	1254	1279
Watts per foot (305mm)	12.4	12.4	12.4	12.4	12.4	12.4	12.4	12.4

120° FlyWing (G2)



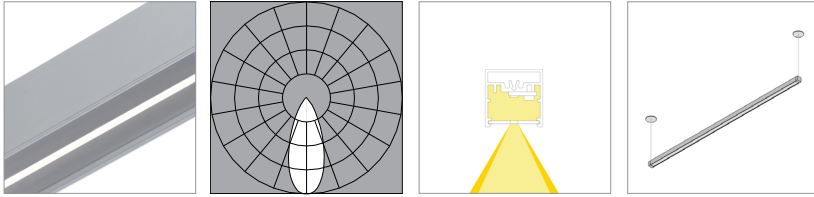
L80 >60,000 hours

	80 CRI (80min., 84 avg.)				90 CRI (90min., 96 avg.)			
	2700K	3000K	3500K	4000K	2700K	3000K	3500K	4000K
Low Output (LO)								
Efficacy - Lumens per Watt	90	93	95	97	78	80	82	83
Lumens per foot (305mm)	335	346	353	360	289	298	304	310
Watts per foot (305mm)	3.8	3.8	3.8	3.8	3.8	3.8	3.8	3.8
Standard Output (SO)								
Efficacy - Lumens per Watt	112	115	118	120	96	99	101	103
Lumens per foot (305mm)	670	691	705	719	578	596	608	620
Watts per foot (305mm)	6.1	6.1	6.1	6.1	6.1	6.1	6.1	6.1
High Output (HO)								
Efficacy - Lumens per Watt	104	107	109	112	90	93	94	96
Lumens per foot (305mm)	1273	1313	1340	1367	1098	1132	1155	1178
Watts per foot (305mm)	12.4	12.4	12.4	12.4	12.4	12.4	12.4	12.4

Performance | Zipper LED Continued

Zipper Board has 72 diodes per foot (305mm). Testing based on a 4' rail section. Lumen measurement complies with IES-LM-79-08 testing procedures.

40° Symmetric (S1)



L80 >60,000 hours

	80 CRI (80min., 84 avg.)				90 CRI (90min., 96 avg.)			
	2700K	3000K	3500K	4000K	2700K	3000K	3500K	4000K
Low Output (LO)								
Efficacy - Lumens per Watt	42	43	44	45	36	37	38	39
Lumens per foot (305mm)	154	159	162	165	133	137	140	142
Watts per foot (305mm)	3.8	3.8	3.8	3.8	3.8	3.8	3.8	3.8

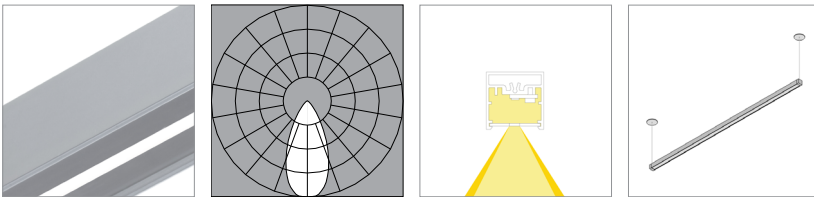
Standard Output (SO)

Efficacy - Lumens per Watt	52	53	54	55	45	46	47	48
Lumens per foot (305mm)	308	317	324	330	265	273	279	285
Watts per foot (305mm)	6.1	6.1	6.1	6.1	6.1	6.1	6.1	6.1

High Output (HO)

Efficacy - Lumens per Watt	48	49	50	51	41	43	44	44
Lumens per foot (305mm)	584	603	615	627	504	520	530	541
Watts per foot (305mm)	12.4	12.4	12.4	12.4	12.4	12.4	12.4	12.4

60° Symmetric (S2)



L80 >60,000 hours

	80 CRI (80min., 84 avg.)				90 CRI (90min., 96 avg.)			
	2700K	3000K	3500K	4000K	2700K	3000K	3500K	4000K
Low Output (LO)								
Efficacy - Lumens per Watt	52	53	54	55	45	46	47	48
Lumens per foot (305mm)	191	197	201	205	165	170	173	177
Watts per foot (305mm)	3.8	3.8	3.8	3.8	3.8	3.8	3.8	3.8

Standard Output (SO)

Efficacy - Lumens per Watt	64	66	67	69	55	57	58	59
Lumens per foot (305mm)	382	394	402	410	329	340	347	354
Watts per foot (305mm)	6.1	6.1	6.1	6.1	6.1	6.1	6.1	6.1

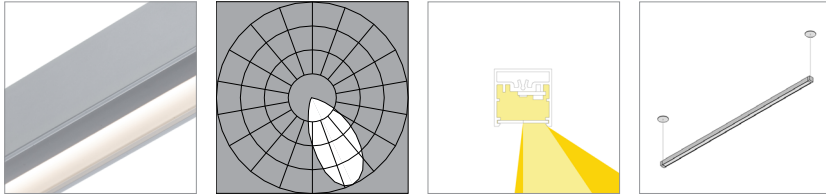
High Output (HO)

Efficacy - Lumens per Watt	59	61	63	64	51	53	54	55
Lumens per foot (305mm)	726	749	764	779	626	646	659	672
Watts per foot (305mm)	12.4	12.4	12.4	12.4	12.4	12.4	12.4	12.4

Performance | Zipper LED Continued

Zipper Board has 72 diodes per foot (305mm). Testing based on a 4' rail section. Lumen measurement complies with IES-LM-79-08 testing procedures.

85° Asymmetric (A1)



L80 >60,000 hours

	80 CRI (80min., 84 avg.)				90 CRI (90min., 96 avg.)			
	2700K	3000K	3500K	4000K	2700K	3000K	3500K	4000K
Low Output (LO)								
Efficacy - Lumens per Watt	66	68	69	71	57	59	60	61
Lumens per foot (305mm)	244	252	257	262	210	217	221	226
Watts per foot (305mm)	3.8	3.8	3.8	3.8	3.8	3.8	3.8	3.8

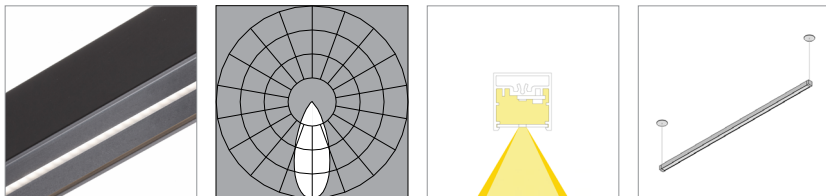
Standard Output (SO)

Efficacy - Lumens per Watt	75	77	79	80	65	67	68	69
Lumens per foot (305mm)	488	503	513	524	420	434	443	451
Watts per foot (305mm)	6.6	6.6	6.6	6.6	-	-	-	-

High Output (HO)

Efficacy - Lumens per Watt	76	78	80	81	65	67	69	70
Lumens per foot (305mm)	927	956	975	995	799	824	841	858
Watts per foot (305mm)	12.4	12.4	12.4	12.4	12.4	12.4	12.4	12.4

40° Symmetric, black finish (S1-BL)



L80 >60,000 hours

	80 CRI (80min., 84 avg.)				90 CRI (90min., 96 avg.)			
	2700K	3000K	3500K	4000K	2700K	3000K	3500K	4000K
Low Output (LO)								
Efficacy - Lumens per Watt	32	33	33	34	28	29	29	30
Lumens per foot (305mm)	117	121	123	126	101	104	106	108
Watts per foot (305mm)	3.8	3.8	3.8	3.8	3.8	3.8	3.8	3.8

Standard Output (SO)

Efficacy - Lumens per Watt	39	41	41	42	34	35	36	37
Lumens per foot (305mm)	234	242	247	252	202	208	213	217
Watts per foot (305mm)	6.1	6.1	6.1	6.1	6.1	6.1	6.1	6.1

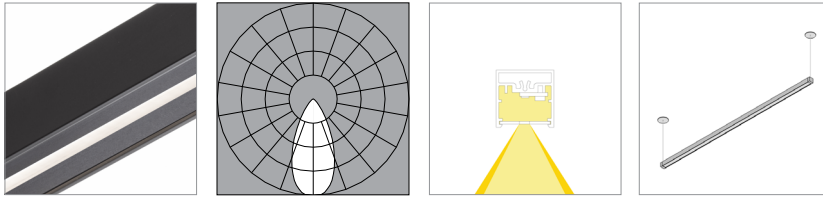
High Output (HO)

Efficacy - Lumens per Watt	37	38	39	39	32	33	33	34
Lumens per foot (305mm)	445	459	469	478	384	396	404	412
Watts per foot (305mm)	12.4	12.4	12.4	12.4	12.4	12.4	12.4	12.4

Performance | Zipper LED Continued

Zipper Board has 72 diodes per foot (305mm). Testing based on a 4' rail section. Lumen measurement complies with IES-LM-79-08 testing procedures.

60° Symmetric, black finish (S2-BL)



L80 >60,000 hours

Low Output (LO)	80 CRI (80min., 84 avg.)				90 CRI (90min., 96 avg.)			
	2700K	3000K	3500K	4000K	2700K	3000K	3500K	4000K
Efficacy - Lumens per Watt	39	40	41	41	33	34	35	36
Lumens per foot (305mm)	142	147	150	153	123	127	129	132
Watts per foot (305mm)	3.8	3.8	3.8	3.8	3.8	3.8	3.8	3.8

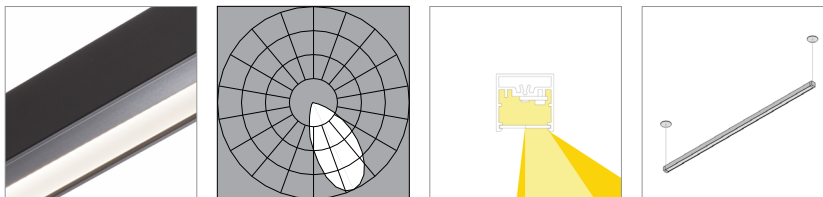
Standard Output (SO)

Efficacy - Lumens per Watt	48	49	50	51	41	43	43	44
Lumens per foot (305mm)	285	294	300	306	245	253	258	263
Watts per foot (305mm)	6.1	6.1	6.1	6.1	6.1	6.1	6.1	6.1

High Output (HO)

Efficacy - Lumens per Watt	44	46	47	48	38	40	40	41
Lumens per foot (305mm)	541	558	569	581	446	481	491	501
Watts per foot (305mm)	12.4	12.4	12.4	12.4	12.4	12.4	12.4	12.4

85° Asymmetric, black finish (A1-BL)



L80 >60,000 hours

Low Output (LO)	80 CRI (80min., 84 avg.)				90 CRI (90min., 96 avg.)			
	2700K	3000K	3500K	4000K	2700K	3000K	3500K	4000K
Efficacy - Lumens per Watt	35	36	36	37	30	31	32	32
Lumens per foot (305mm)	128	132	134	137	110	114	116	118
Watts per foot (305mm)	3.8	3.8	3.8	3.8	3.8	3.8	3.8	3.8

Standard Output (SO)

Efficacy - Lumens per Watt	43	44	45	46	37	38	39	40
Lumens per foot (305mm)	255	263	269	274	220	227	232	236
Watts per foot (305mm)	6.1	6.1	6.1	6.1	6.1	6.1	6.1	6.1

High Output (HO)

Efficacy - Lumens per Watt	40	41	42	43	34	36	36	37
Lumens per foot (305mm)	485	501	511	521	418	431	440	449
Watts per foot (305mm)	12.4	12.4	12.4	12.4	12.4	12.4	12.4	12.4

© 2019 Vode Lighting LLC. All rights reserved.

The Vode logo and Vode, BoxRail, FlyWing, MicroBaffle, Button Board, Zipper Board, Zero Canopy and Zero Block names are either registered trademarks or trademarks of Vode Lighting LLC in the United States and/or other countries. All other brand or product names are trademarks or registered trademarks of their respective owners. Due to ongoing innovation, specifications may change without notice.